

06/07/2018

Ronda de Precios # 27

CONTENIDO

| | |
|--|-----------|
| INFORME DE PRECIOS PORCINOS REPORTADOS POR FUERA DE FERIA DE GANADOS RONDA 27: del 30 de Jun AL 06 de Jul /18 | 2 |
| PRECIO SEMANAL DEL CERDO EN PIE, CANAL FRÍA Y CANAL CALIENTE | 3 |
| PESO SEMANAL DEL CERDO EN PIE, CANAL FRÍA Y CANAL CALIENTE | 4 |
| PRECIOS FRIGORIFICO GUADALUPE (EFEGE) DEL CERDO EN PIE Y DE LA CANAL | 5 |
| PRECIO SEMANAL DEL CERDO EN CENTRAL GANADERA | 6 |
| PRECIO SEMANAL DEL BOVINO CEBADO EN EFEGE Y CENTRAL GANADERA (\$ / Kg) | 7 |
| PRECIOS EN MERCADOS MAYORISTAS — SIPSA | 8 |
| MONITOREO DE PRECIOS DE LA CARNE DE CERDO AL CONSUMIDOR | 9 |
| COSTOS DE PRODUCCIÓN EN PORCICULTURA | 11 |
| COSTOS DE PRODUCCIÓN - ZONA CALI | 12 |

| | |
|--|-----------|
| IMPORTACIONES SEMANALES DE CARNE DE CERDO, TRM, PRECIO DEL PETRÓLEO E INFLACIÓN | 17 |
| PRECIOS FUTUROS DE MATERIAS PRIMAS | 18 |
| ARANCELES VIGENTES PARA CARNE DE CERDO Y MATERIAS PRIMAS DEL SECTOR | 19 |
| LIQUIDACIÓN SEMANAL DE <i>COMMODITIES</i>. | 20 |

06/07/2018

Ronda de Precios # 27

INFORME DE PRECIOS PORCINOS REPORTADOS

POR FUERA DE FERIA DE GANADOS (Precios Pagados al Porcicultor)

Semana 27: del 30 de junio al 06 de julio de 2018

| Variables | Antioquia | Eje Cafetero | Valle del Cauca | Caribe Norte | Bogotá | Nacional |
|------------------------------------|-----------|--------------|-----------------|--------------|----------|----------|
| Precio en Pie* | | | | | | |
| Precio Prom. Kg. | \$ 4,375 | \$ 4,551 | \$ 4,457 | \$ 4,934 | \$ 4,831 | \$ 4,510 |
| No. de Animales | 8,427 | 1,499 | 1,506 | 590 | 2,806 | 14,828 |
| Var. Precio | -1.79% | -2.89% | -2.91% | -0.46% | -0.86% | -1.81% |
| Var. Cantidades | 1.80% | 16.65% | 1.28% | 22.92% | -7.51% | 1.81% |
| Peso Prom. Kg. | 115.1 | 117.6 | 114.1 | 104.4 | 111.8 | 114.2 |
| Terciles | | | | | | |
| Tercil Superior | \$ 4,451 | \$ 4,654 | \$ 4,584 | \$ 4,995 | \$ 4,894 | |
| Tercil Medio | \$ 4,373 | \$ 4,500 | \$ 4,455 | \$ 4,912 | \$ 4,815 | |
| Tercil Inferior | \$ 4,300 | \$ 4,500 | \$ 4,333 | \$ 4,894 | \$ 4,785 | |
| Precio en Canal Caliente ** | | | | | | |
| Precio Prom. Kg. | \$ 5,776 | \$ 5,930 | \$ 6,024 | \$ 6,407 | \$ 6,466 | \$ 6,016 |
| Var. Precio | -2.04% | -3.63% | -1.03% | -1.98% | -0.08% | -1.72% |
| Peso Prom. Kg. | 93.9 | 97.1 | 94.6 | 91.8 | 93.5 | 94.5 |
| Precio en Canal Fría *** | | | | | | |
| Precio Prom. Kg. | \$ 5,953 | \$ 6,106 | \$ 6,217 | \$ 6,703 | \$ 6,729 | \$ 6,192 |
| Var. Precio | -2.19% | -3.64% | -0.93% | -0.42% | 0.58% | -1.78% |
| Peso Prom. Kg. | 90.8 | 94.3 | 90.8 | 87.3 | 92.8 | 91.8 |

Cerdos de buena genética, de lotes uniformes, entre 90 y 120 Kg, pesados en báscula camionera cerca de la planta de sacrificio.

** Canal Caliente, sin refrigerar.

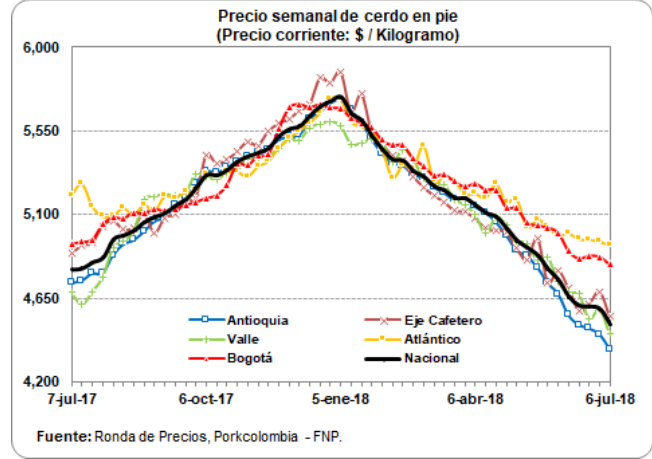
*** Los resultados se derivan de un sondeo telefónico a una muestra de porcicultores y comercializadores localizados en Antioquia, Eje Cafetero, Valle del Cauca, Atlántico y Bogotá. Los precios aquí presentados busca servir de referencia de su comportamiento y bajo ninguna circunstancia pretenden determinar o establecer precios de mercado.

06/07/2018

Ronda de Precios # 27

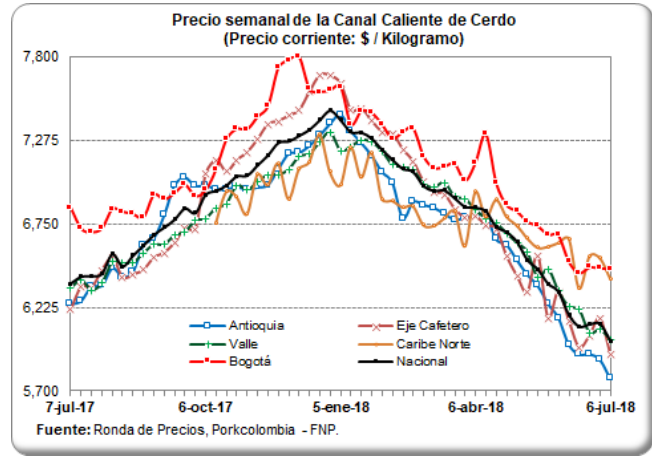
PRECIO SEMANAL DEL CERDO EN PIE (\$ / Kilogramo)

| Ronda | Semana | Antioquia | Eje Cafetero | Valle | Caribe Norte | Bogotá | Nacional |
|-------|-----------|-----------|--------------|-------|--------------|--------|----------|
| 15 | 13-abr-18 | 5,109 | 5,027 | 4,999 | 5,190 | 5,235 | 5,109 |
| 16 | 20-abr-18 | 5,059 | 5,015 | 5,087 | 5,264 | 5,232 | 5,087 |
| 17 | 27-abr-18 | 4,987 | 5,007 | 5,041 | 5,167 | 5,140 | 5,025 |
| 18 | 4-may-18 | 4,907 | 4,918 | 4,958 | 5,184 | 5,136 | 4,960 |
| 19 | 11-may-18 | 4,876 | 4,857 | 4,946 | 5,032 | 5,058 | 4,922 |
| 20 | 18-may-18 | 4,815 | 4,974 | 4,854 | 5,075 | 5,043 | 4,880 |
| 21 | 25-may-18 | 4,731 | 4,737 | 4,871 | 5,034 | 5,030 | 4,807 |
| 22 | 1-jun-18 | 4,672 | 4,801 | 4,742 | 4,987 | 5,004 | 4,748 |
| 23 | 8-jun-18 | 4,558 | 4,705 | 4,680 | 5,000 | 4,904 | 4,658 |
| 24 | 15-jun-18 | 4,507 | 4,585 | 4,674 | 4,969 | 4,865 | 4,611 |
| 25 | 22-jun-18 | 4,486 | 4,621 | 4,540 | 4,965 | 4,879 | 4,607 |
| 26 | 29-jun-18 | 4,455 | 4,687 | 4,591 | 4,957 | 4,873 | 4,593 |
| 27 | 6-jul-18 | 4,375 | 4,551 | 4,457 | 4,934 | 4,831 | 4,510 |



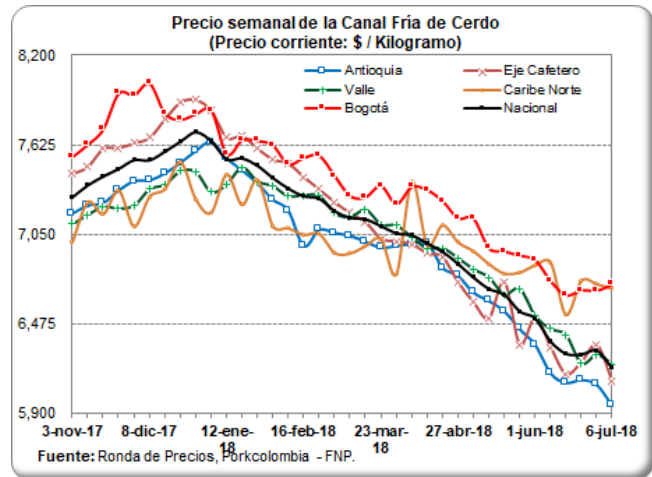
PRECIO SEMANAL DE LA CANAL CALIENTE DE CERDO (\$ / Kilogramo)

| Ronda | Semana | Antioquia | Eje Cafetero | Valle | Caribe Norte | Bogotá | Nacional |
|-------|-----------|-----------|--------------|-------|--------------|--------|----------|
| 15 | 13-abr-18 | 6,805 | 6,741 | 6,784 | 6,794 | 7,313 | 6,832 |
| 16 | 20-abr-18 | 6,653 | 6,717 | 6,754 | 6,904 | 7,008 | 6,734 |
| 17 | 27-abr-18 | 6,618 | 6,546 | 6,689 | 6,797 | 6,869 | 6,700 |
| 18 | 4-may-18 | 6,522 | 6,421 | 6,630 | 6,742 | 6,828 | 6,639 |
| 19 | 11-may-18 | 6,430 | 6,321 | 6,572 | 6,662 | 6,764 | 6,525 |
| 20 | 18-may-18 | 6,361 | 6,551 | 6,413 | 6,603 | 6,736 | 6,466 |
| 21 | 25-may-18 | 6,248 | 6,158 | 6,464 | 6,609 | 6,681 | 6,375 |
| 22 | 1-jun-18 | 6,159 | 6,324 | 6,328 | 6,633 | 6,677 | 6,324 |
| 23 | 8-jun-18 | 5,992 | 6,141 | 6,230 | 6,659 | 6,513 | 6,180 |
| 24 | 15-jun-18 | 5,929 | 5,972 | 6,210 | 6,346 | 6,441 | 6,104 |
| 25 | 22-jun-18 | 5,931 | 6,047 | 6,065 | 6,549 | 6,476 | 6,118 |
| 26 | 29-jun-18 | 5,896 | 6,154 | 6,087 | 6,537 | 6,471 | 6,122 |
| 27 | 6-jul-18 | 5,776 | 5,930 | 6,024 | 6,407 | 6,466 | 6,016 |



PRECIO SEMANAL DE LA CANAL FRÍA DE CERDO (\$ / Kilogramo)

| Ronda | Semana | Antioquia | Eje Cafetero | Valle | Caribe Norte | Bogotá | Nacional |
|-------|-----------|-----------|--------------|-------|--------------|--------|----------|
| 15 | 13-abr-18 | 6,994 | 6,928 | 6,960 | 6,982 | 7,337 | 6,993 |
| 16 | 20-abr-18 | 6,836 | 6,904 | 6,962 | 7,109 | 7,266 | 6,939 |
| 17 | 27-abr-18 | 6,784 | 6,741 | 6,897 | 7,000 | 7,156 | 6,861 |
| 18 | 4-may-18 | 6,677 | 6,612 | 6,826 | 6,943 | 7,154 | 6,774 |
| 19 | 11-may-18 | 6,623 | 6,508 | 6,773 | 6,860 | 6,963 | 6,701 |
| 20 | 18-may-18 | 6,558 | 6,746 | 6,665 | 6,799 | 6,942 | 6,663 |
| 21 | 25-may-18 | 6,442 | 6,341 | 6,700 | 6,806 | 6,915 | 6,557 |
| 22 | 1-jun-18 | 6,342 | 6,512 | 6,526 | 6,853 | 6,887 | 6,510 |
| 23 | 8-jun-18 | 6,161 | 6,324 | 6,442 | 6,871 | 6,752 | 6,363 |
| 24 | 15-jun-18 | 6,099 | 6,150 | 6,403 | 6,535 | 6,660 | 6,284 |
| 25 | 22-jun-18 | 6,118 | 6,227 | 6,220 | 6,753 | 6,692 | 6,280 |
| 26 | 29-jun-18 | 6,086 | 6,337 | 6,275 | 6,731 | 6,690 | 6,304 |
| 27 | 6-jul-18 | 5,953 | 6,106 | 6,217 | 6,703 | 6,729 | 6,192 |

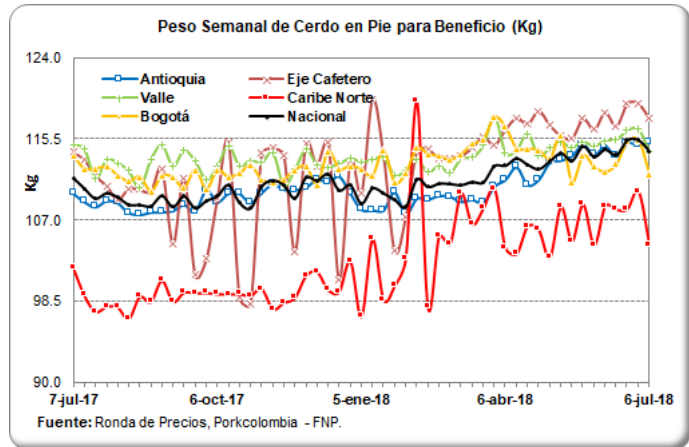


06/07/2018

Ronda de Precios # 27

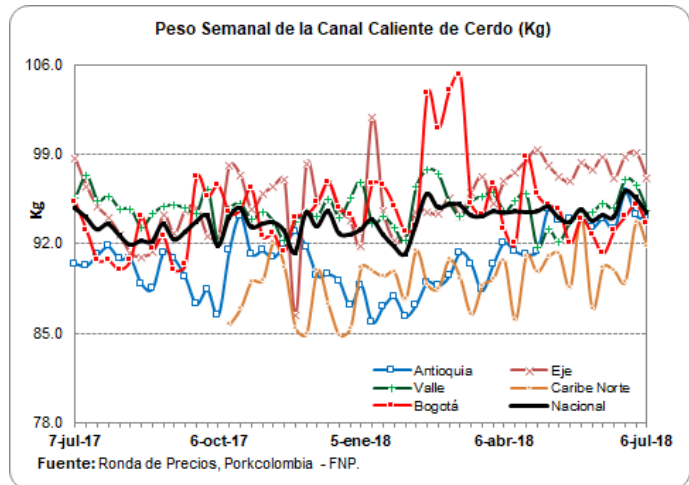
PESO PROMEDIO SEMANAL DEL CERDO EN PIE (Kilogramos)

| Ronda | Semana | Antioquia | Eje Cafetero | Valle | Caribe Norte | Bogotá | Nacional |
|-------|-----------|-----------|--------------|-------|--------------|--------|----------|
| 15 | 13-abr-18 | 112.6 | 117.7 | 114.3 | 103.5 | 114.5 | 113.5 |
| 16 | 20-abr-18 | 110.7 | 117.1 | 116.0 | 106.4 | 114.5 | 112.8 |
| 17 | 27-abr-18 | 111.3 | 118.4 | 113.7 | 106.0 | 114.3 | 112.4 |
| 18 | 4-may-18 | 113.0 | 116.9 | 114.6 | 103.1 | 113.4 | 113.2 |
| 19 | 11-may-18 | 113.3 | 115.9 | 115.1 | 108.4 | 115.8 | 114.0 |
| 20 | 18-may-18 | 113.7 | 115.6 | 114.6 | 104.8 | 111.0 | 113.2 |
| 21 | 25-may-18 | 114.9 | 117.6 | 115.2 | 108.7 | 113.8 | 114.8 |
| 22 | 1-jun-18 | 113.8 | 116.5 | 114.8 | 104.4 | 112.6 | 113.7 |
| 23 | 8-jun-18 | 114.8 | 118.3 | 115.4 | 108.5 | 112.0 | 114.4 |
| 24 | 15-jun-18 | 113.7 | 116.9 | 115.4 | 108.1 | 112.8 | 113.8 |
| 25 | 22-jun-18 | 115.1 | 119.2 | 116.4 | 108.2 | 115.3 | 115.4 |
| 26 | 29-jun-18 | 114.9 | 119.2 | 116.5 | 110.0 | 115.4 | 115.4 |
| 27 | 6-jul-18 | 115.1 | 117.6 | 114.1 | 104.4 | 111.8 | 114.2 |



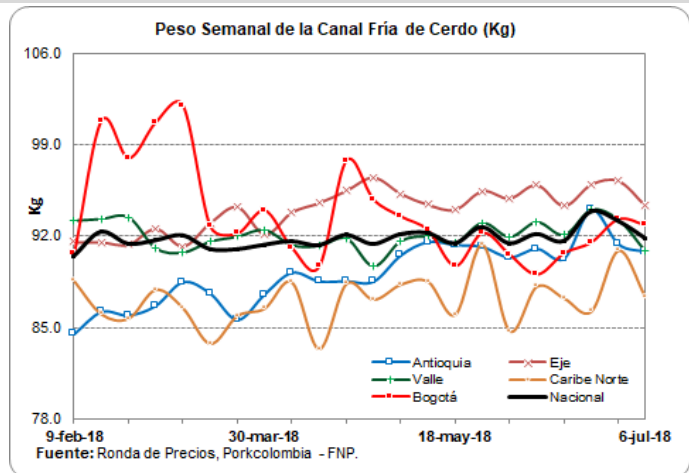
PESO PROMEDIO SEMANAL DE LA CANAL CALIENTE (Kilogramo)

| Ronda | Semana | Antioquia | Eje Cafetero | Valle | Caribe Norte | Bogotá | Nacional |
|-------|-----------|-----------|--------------|-------|--------------|--------|----------|
| 15 | 13-abr-18 | 91.4 | 97.6 | 95.3 | 86.1 | 92.0 | 94.5 |
| 16 | 20-abr-18 | 91.1 | 98.5 | 95.9 | 91.0 | 98.8 | 94.5 |
| 17 | 27-abr-18 | 91.4 | 99.4 | 91.7 | 89.8 | 95.9 | 94.5 |
| 18 | 4-may-18 | 94.7 | 98.1 | 93.1 | 91.0 | 95.0 | 94.9 |
| 19 | 11-may-18 | 93.8 | 97.2 | 92.1 | 91.2 | 94.6 | 94.1 |
| 20 | 18-may-18 | 93.9 | 96.8 | 93.7 | 88.6 | 92.0 | 93.7 |
| 21 | 25-may-18 | 94.1 | 98.3 | 94.2 | 94.1 | 93.9 | 94.7 |
| 22 | 1-jun-18 | 93.3 | 97.7 | 94.5 | 87.0 | 92.7 | 93.8 |
| 23 | 8-jun-18 | 94.0 | 98.8 | 95.1 | 90.2 | 91.2 | 94.3 |
| 24 | 15-jun-18 | 93.1 | 97.1 | 94.8 | 89.9 | 93.0 | 94.1 |
| 25 | 22-jun-18 | 96.0 | 98.8 | 97.0 | 89.0 | 94.1 | 96.1 |
| 26 | 29-jun-18 | 94.2 | 99.1 | 96.5 | 93.7 | 95.0 | 95.6 |
| 27 | 6-jul-18 | 93.9 | 97.1 | 94.6 | 91.8 | 93.5 | 94.5 |



PESO PROMEDIO SEMANAL DE LA CANAL FRÍA (Kilogramo)

| Ronda | Semana | Antioquia | Eje Cafetero | Valle | Caribe Norte | Bogotá | Nacional |
|-------|-----------|-----------|--------------|-------|--------------|--------|----------|
| 15 | 13-abr-18 | 88.5 | 94.5 | 91.3 | 83.4 | 89.7 | 91.3 |
| 16 | 20-abr-18 | 88.5 | 95.5 | 91.8 | 88.4 | 97.8 | 92.1 |
| 17 | 27-abr-18 | 88.5 | 96.5 | 89.7 | 87.2 | 94.8 | 91.4 |
| 18 | 4-may-18 | 90.5 | 95.2 | 91.6 | 88.3 | 93.5 | 92.1 |
| 19 | 11-may-18 | 91.5 | 94.4 | 92.0 | 88.6 | 92.5 | 92.2 |
| 20 | 18-may-18 | 91.3 | 94.0 | 91.5 | 86.0 | 89.7 | 91.4 |
| 21 | 25-may-18 | 91.1 | 95.4 | 93.0 | 91.4 | 92.2 | 92.7 |
| 22 | 1-jun-18 | 90.4 | 94.9 | 92.0 | 84.8 | 90.6 | 91.4 |
| 23 | 8-jun-18 | 91.0 | 95.9 | 93.1 | 88.2 | 89.1 | 92.2 |
| 24 | 15-jun-18 | 90.3 | 94.3 | 92.1 | 87.3 | 90.7 | 91.6 |
| 25 | 22-jun-18 | 94.0 | 95.9 | 94.0 | 86.3 | 91.5 | 93.9 |
| 26 | 29-jun-18 | 91.4 | 96.2 | 93.2 | 90.9 | 93.3 | 93.2 |
| 27 | 6-jul-18 | 90.8 | 94.3 | 90.8 | 87.3 | 92.8 | 91.8 |



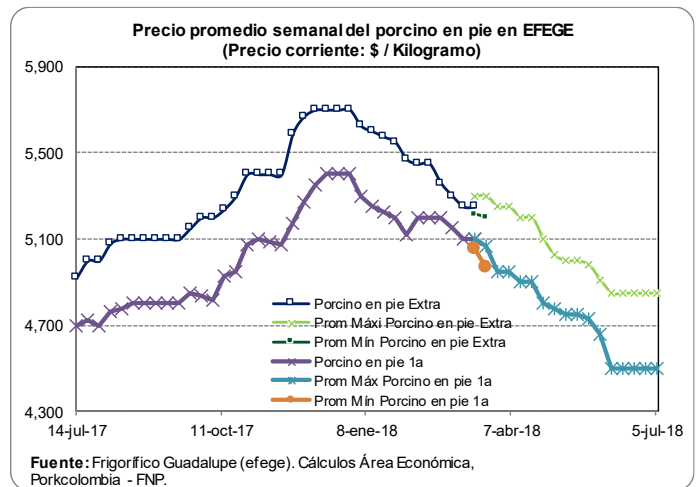
06/07/2018

Ronda de Precios # 27

PRECIOS DIARIOS EN FRIGORIFICO GUADALUPE (EFEGE), EN PIE (\$ / Kilogramo)

| Fecha | Mínimo Porcino en pie Extra | Máximo Porcino en pie Extra | Mínimo Porcino en pie 1a | Máximo Porcino en pie 1a | Mínimo Porcino en pie 2a | Máximo Porcino en pie 2a |
|-------------------|-----------------------------|-----------------------------|--------------------------|--------------------------|--------------------------|--------------------------|
| 25-jun.-18 | | 4,850 | | 4,500 | | 4,150 |
| 26-jun.-18 | | 4,850 | | 4,500 | | 4,150 |
| 27-jun.-18 | | 4,850 | | 4,500 | | 4,150 |
| 28-jun.-18 | | 4,850 | | 4,500 | | 4,100 |
| 29-jun.-18 | | 4,850 | | 4,500 | | 4,100 |
| 30-jun.-18 | | | | | | |
| 01-jul.-18 | | | | | | |
| 02-jul.-18 | | | | | | |
| 03-jul.-18 | | 4,850 | | 4,500 | | 4,100 |
| 04-jul.-18 | | 4,850 | | 4,500 | | 4,100 |
| 05-jul.-18 | | 4,850 | | 4,500 | | 4,100 |
| 06-jul.-18 | | 4,850 | | 4,500 | | 4,100 |

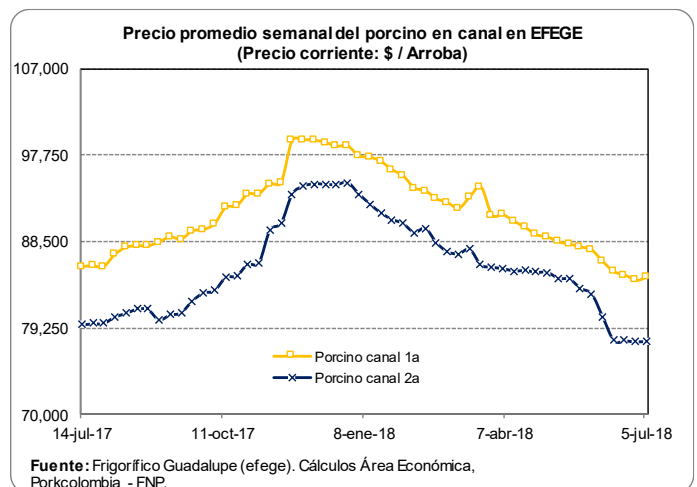
Fuente: EFEGE.



PRECIOS DIARIOS EN FRIGORIFICO GUADALUPE (EFEGE), EN CANAL (\$ / Arroba)

| Fecha | Porcino canal 1a | Porcino canal 2a |
|-------------------|------------------|------------------|
| 25-jun.-18 | 83,950 | 77,900 |
| 26-jun.-18 | 83,950 | 77,900 |
| 27-jun.-18 | 83,950 | 77,900 |
| 28-jun.-18 | 84,800 | 77,650 |
| 29-jun.-18 | 84,800 | 77,650 |
| 30-jun.-18 | | |
| 01-jul.-18 | | |
| 02-jul.-18 | | |
| 03-jul.-18 | 84,600 | 77,700 |
| 04-jul.-18 | 84,600 | 77,700 |
| 05-jul.-18 | 84,750 | 78,000 |
| 06-jul.-18 | 84,750 | 78,000 |

Fuente: EFEGE.



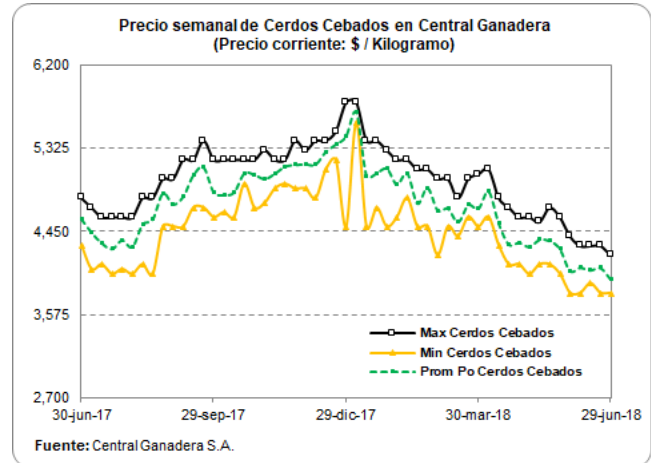
06/07/2018

Ronda de Precios # 27

PRECIO SEMANAL DEL CERDO CEBADO EN CENTRAL GANADERA (\$ / Kg)

| Semana | Max Cerdos Cebados | Mín Cerdos Cebados | Prom Po Cerdos Cebados |
|------------------|--------------------|--------------------|------------------------|
| 13-abr-18 | 4,800 | 4,300 | 4,533 |
| 20-abr-18 | 4,700 | 4,100 | 4,314 |
| 27-abr-18 | 4,600 | 4,100 | 4,334 |
| 4-may-18 | 4,600 | 4,000 | 4,289 |
| 11-may-18 | 4,550 | 4,100 | 4,364 |
| 18-may-18 | 4,700 | 4,100 | 4,352 |
| 25-may-18 | 4,600 | 4,000 | 4,268 |
| 1-jun-18 | 4,400 | 3,800 | 4,037 |
| 8-jun-18 | 4,300 | 3,800 | 4,071 |
| 15-jun-18 | 4,300 | 3,900 | 4,044 |
| 22-jun-18 | 4,300 | 3,800 | 4,068 |
| 29-jun-18 | 4,200 | 3,800 | 3,947 |

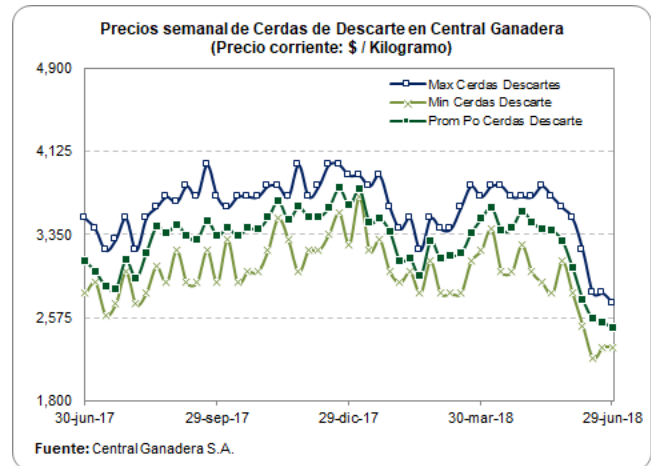
Fuente: Central Ganadera



PRECIO SEMANAL DE LAS CERDAS DE DESCARTE EN CENTRAL GANADERA (\$ / Kg)

| Semana | Max Cerdas Descarte | Mín Cerdas Descarte | Prom Po Cerdas Descarte |
|------------------|---------------------|---------------------|-------------------------|
| 13-abr-18 | 3,800 | 3,000 | 3,391 |
| 20-abr-18 | 3,700 | 3,000 | 3,415 |
| 27-abr-18 | 3,700 | 3,250 | 3,571 |
| 4-may-18 | 3,700 | 3,000 | 3,466 |
| 11-may-18 | 3,800 | 2,900 | 3,407 |
| 18-may-18 | 3,700 | 2,800 | 3,390 |
| 25-may-18 | 3,600 | 3,100 | 3,292 |
| 1-jun-18 | 3,500 | 2,800 | 3,040 |
| 8-jun-18 | 3,200 | 2,500 | 2,746 |
| 15-jun-18 | 2,800 | 2,200 | 2,563 |
| 22-jun-18 | 2,800 | 2,300 | 2,531 |
| 29-jun-18 | 2,700 | 2,300 | 2,479 |

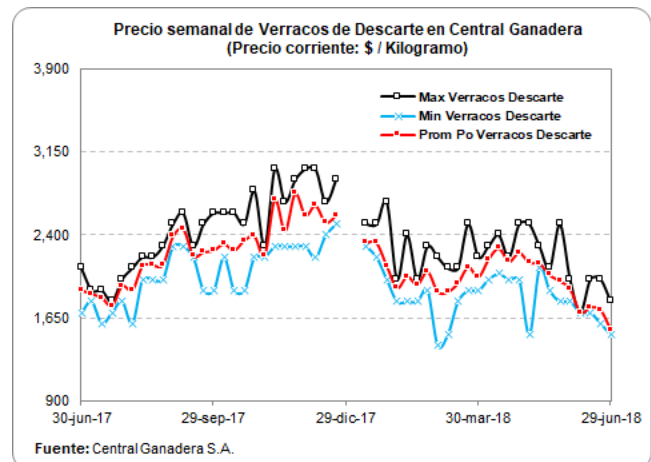
Fuente: Central Ganadera



PRECIO SEMANAL DE LOS VERRACOS DE DESCARTE EN CENTRAL GANADERA (\$/ Kg)

| Semana | Max Verracos Descarte | Mín Verracos Descarte | Prom Po Verracos Descarte |
|------------------|-----------------------|-----------------------|---------------------------|
| 13-abr-18 | 2,400 | 2,050 | 2,279 |
| 20-abr-18 | 2,200 | 2,000 | 2,160 |
| 27-abr-18 | 2,500 | 2,000 | 2,240 |
| 4-may-18 | 2,500 | 1,500 | 2,150 |
| 11-may-18 | 2,300 | 2,100 | 2,140 |
| 18-may-18 | 2,100 | 1,900 | 2,038 |
| 25-may-18 | 2,500 | 1,800 | 1,982 |
| 1-jun-18 | 2,000 | 1,800 | 1,913 |
| 8-jun-18 | 1,700 | 1,700 | 1,700 |
| 15-jun-18 | 2,000 | 1,700 | 1,746 |
| 22-jun-18 | 2,000 | 1,600 | 1,722 |
| 29-jun-18 | 1,800 | 1,500 | 1,543 |

Fuente: Central Ganadera



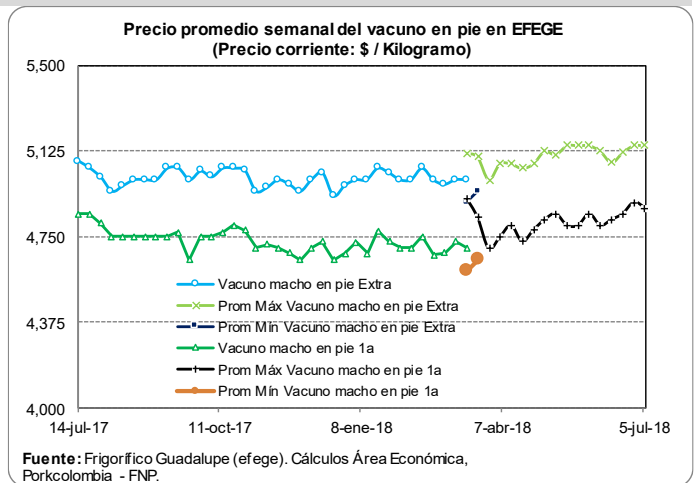
06/07/2018

Ronda de Precios # 27

PRECIOS DIARIOS DEL BOVINO EN PIE, FRIG. GUADALUPE (EFEGE) (\$/Kg)

| Fecha | Mínimo Vacuno hembra en pie 1a | Máximo Vacuno hembra en pie 1a | Mínimo Vacuno macho en pie Extra | Máximo Vacuno macho en pie Extra |
|-------------------|--------------------------------|--------------------------------|----------------------------------|----------------------------------|
| 25-jun.-18 | | 4,150 | | 5,150 |
| 26-jun.-18 | | 4,150 | | 5,150 |
| 27-jun.-18 | | 4,150 | | 5,150 |
| 28-jun.-18 | | 4,150 | | 5,150 |
| 29-jun.-18 | | 4,150 | | 5,150 |
| 30-jun.-18 | | | | |
| 01-jul.-18 | | | | |
| 02-jul.-18 | | | | |
| 03-jul.-18 | | 4,050 | | 5,150 |
| 04-jul.-18 | | 4,050 | | 5,150 |
| 05-jul.-18 | | 4,050 | | 5,150 |
| 06-jul.-18 | | 4,050 | | 5,150 |

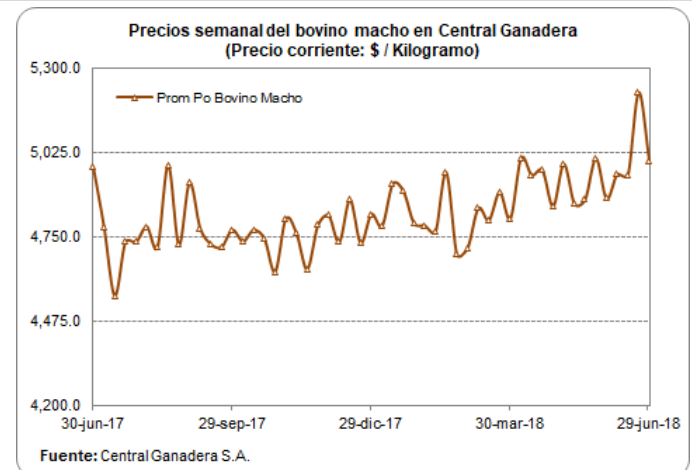
Fuente: EFEGE.



PRECIO SEMANAL DEL BOVINO MACHO EN CENTRAL GANADERA (\$ / Kg)

| Semana | Max Bovino Macho | Mín Bovino Macho | Prom Po Bovino Macho |
|------------------|------------------|------------------|----------------------|
| 6-abr-18 | 5,350 | 4,400 | 5,007 |
| 13-abr-18 | 5,300 | 4,300 | 4,952 |
| 20-abr-18 | 5,450 | 4,300 | 4,967 |
| 27-abr-18 | 5,450 | 4,100 | 4,850 |
| 4-may-18 | 5,450 | 4,400 | 4,988 |
| 11-may-18 | 5,300 | 4,400 | 4,857 |
| 18-may-18 | 5,400 | 4,450 | 4,872 |
| 25-may-18 | 5,500 | 4,600 | 5,006 |
| 1-jun-18 | 5,400 | 4,400 | 4,875 |
| 8-jun-18 | 5,500 | 4,700 | 4,955 |
| 15-jun-18 | 5,450 | 4,500 | 4,952 |
| 22-jun-18 | 5,600 | 5,000 | 5,222 |
| 29-jun-18 | 5,430 | 4,200 | 4,998 |

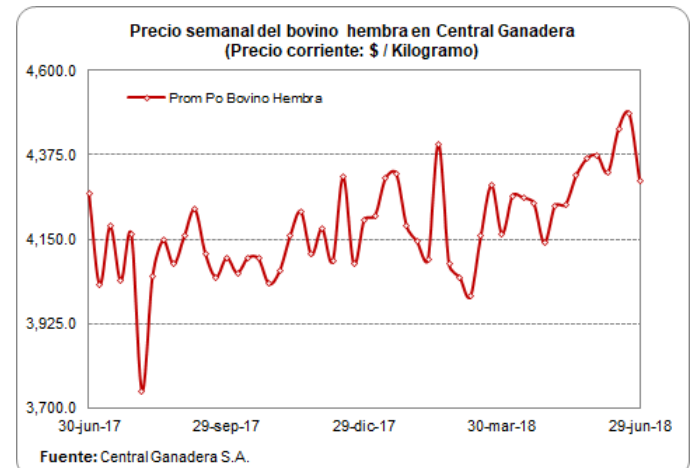
Fuente: Central Ganadera



PRECIO SEMANAL DEL BOVINO HEMBRA EN CENTRAL GANADERA (\$/ Kg)

| Semana | Max Bovino Hembra | Mín Bovino Hembra | Prom Po Bovino Hembra |
|------------------|-------------------|-------------------|-----------------------|
| 6-abr-18 | 4,900 | 3,950 | 4,266 |
| 13-abr-18 | 4,700 | 3,900 | 4,260 |
| 20-abr-18 | 4,650 | 4,100 | 4,246 |
| 27-abr-18 | 4,750 | 3,450 | 4,140 |
| 4-may-18 | 4,650 | 3,800 | 4,239 |
| 11-may-18 | 4,650 | 3,800 | 4,242 |
| 18-may-18 | 4,780 | 3,600 | 4,319 |
| 25-may-18 | 4,720 | 3,100 | 4,364 |
| 1-jun-18 | 4,680 | 4,000 | 4,373 |
| 8-jun-18 | 4,800 | 3,560 | 4,328 |
| 15-jun-18 | 4,800 | 4,000 | 4,444 |
| 22-jun-18 | 4,650 | 4,100 | 4,485 |
| 29-jun-18 | 4,800 | 3,500 | 4,306 |

Fuente: Central Ganadera



06/07/2018

Ronda de Precios # 27

PRECIOS PROMEDIO SEMANALES DEL CERDO EN MERCADOS MAYORISTAS \$/Kg

Carne cerdo pernil sin hueso

| Departamento | Mercado | 4-may | 11-may | 18-may | 25-may | 1-jun | 8-jun | 15-jun | 22-jun | 29-jun |
|-----------------|--------------------------------|--------|--------|--------|--------|--------|--------|--------|--------|---------------|
| Antioquia | Central Mayorista de Antioquia | 13,967 | 13,167 | 13,047 | 13,047 | 13,047 | 13,047 | 13,047 | 13,047 | 13,047 |
| Bogotá, D.C. | Frig. Guadalupe | 10,400 | 10,283 | 10,250 | 10,383 | 9,967 | 10,133 | 10,217 | 10,550 | 10,538 |
| | Frigorífico Ble Ltda. | 11,033 | 10,817 | 10,733 | 10,733 | 10,700 | 10,350 | 10,400 | 10,800 | 10,850 |
| Risaralda | CM. La 41 | 14,000 | 14,000 | 14,000 | 14,000 | 13,500 | 13,500 | 13,000 | 13,000 | 13,000 |
| Valle del Cauca | Buenaventura | 15,000 | 15,000 | 15,000 | 15,000 | 15,333 | 15,000 | 15,000 | 15,000 | 15,000 |
| | Palmira | 12,900 | 12,825 | 12,900 | 12,900 | 12,825 | 12,900 | 12,900 | 12,725 | 12,550 |
| | Santa Elena | 12,825 | 12,800 | 12,825 | 12,825 | 12,725 | 12,700 | 12,725 | 12,700 | 12,525 |
| | Tuluá | 13,600 | 13,467 | 13,467 | 13,400 | 13,400 | 13,400 | 13,400 | 12,667 | 12,667 |

Carne cerdo lomo sin hueso

| Departamento | Mercado | 4-may | 11-may | 18-may | 25-may | 1-jun | 8-jun | 15-jun | 22-jun | 29-jun |
|-----------------|--------------------------------|--------|--------|--------|--------|--------|--------|--------|--------|---------------|
| Antioquia | Central Mayorista de Antioquia | 15,027 | 15,367 | 15,367 | 15,367 | 15,367 | 15,400 | 15,400 | 15,400 | 15,400 |
| Atlántico | Barranquillita | 13,025 | 13,075 | 13,100 | 13,075 | 11,950 | 11,950 | 11,925 | 11,925 | 11,950 |
| Bogotá, D.C. | Frig. Guadalupe | 12,800 | 12,517 | 12,250 | 12,850 | 12,683 | 12,933 | 13,033 | 12,817 | 12,967 |
| | Frigorífico Ble Ltda. | 13,750 | 13,433 | 13,300 | 13,333 | 13,833 | 13,350 | 13,700 | 13,500 | 12,900 |
| | Paloquemao | 13,333 | 13,800 | 13,000 | 13,000 | 13,450 | 13,000 | 13,300 | 13,800 | 13,200 |
| Risaralda | CM. La 41 | 16,000 | 15,500 | 15,500 | 15,500 | 15,500 | 15,500 | 15,000 | 15,000 | 15,500 |
| Valle del Cauca | Buenaventura | 16,000 | 16,000 | 16,000 | 16,000 | 16,667 | 16,000 | 16,000 | 16,000 | 16,667 |
| | Palmira | 14,950 | 14,875 | 14,750 | 14,900 | 14,825 | 14,900 | 14,900 | 14,675 | 14,450 |
| | Santa Elena | 14,450 | 14,450 | 14,450 | 14,450 | 14,450 | 14,450 | 14,375 | 14,350 | 14,350 |
| | Tuluá | 14,833 | 14,733 | 14,733 | 14,733 | 14,733 | 14,733 | 14,733 | 14,400 | 14,400 |

Carne cerdo brazo sin hueso

| Departamento | Mercado | 4-may | 11-may | 18-may | 25-may | 1-jun | 8-jun | 15-jun | 22-jun | 29-jun |
|-----------------|--------------------------------|--------|--------|--------|--------|--------|--------|--------|--------|---------------|
| Antioquia | Central Mayorista de Antioquia | 11,967 | 11,767 | 11,767 | 11,767 | 11,767 | 11,767 | 11,767 | 11,733 | 11,733 |
| Atlántico | Barranquillita | 12,025 | 12,025 | 12,025 | 12,025 | 12,025 | 12,025 | 12,075 | 11,950 | 11,925 |
| Bogotá, D.C. | Frig. Guadalupe | 9,850 | 9,500 | 9,467 | 9,417 | 9,300 | 9,250 | 9,363 | 9,583 | 9,450 |
| | Frigorífico Ble Ltda. | 9,967 | 10,050 | 10,067 | 10,600 | 10,033 | 9,983 | 9,833 | 9,900 | 10,050 |
| | Paloquemao | 10,000 | 10,700 | 10,200 | 9,200 | 9,800 | 10,000 | 10,500 | 10,800 | 11,000 |
| Risaralda | CM. La 41 | 13,500 | 12,500 | 12,500 | 12,500 | 12,500 | 13,000 | 12,500 | 12,500 | 12,500 |
| Valle del Cauca | Buenaventura | 15,000 | 15,000 | 15,000 | 15,000 | 15,333 | 15,000 | 15,000 | 15,000 | 15,000 |
| | Palmira | 12,000 | 12,125 | 12,250 | 12,100 | 11,900 | 11,950 | 11,850 | 11,575 | 11,375 |
| | Santa Elena | 12,575 | 12,650 | 12,625 | 12,600 | 12,525 | 12,525 | 12,500 | 12,475 | 12,425 |
| | Tuluá | 11,867 | 11,833 | 11,833 | 11,833 | 11,833 | 11,833 | 11,833 | 10,667 | 10,667 |

Fuente: SIPS - DANE

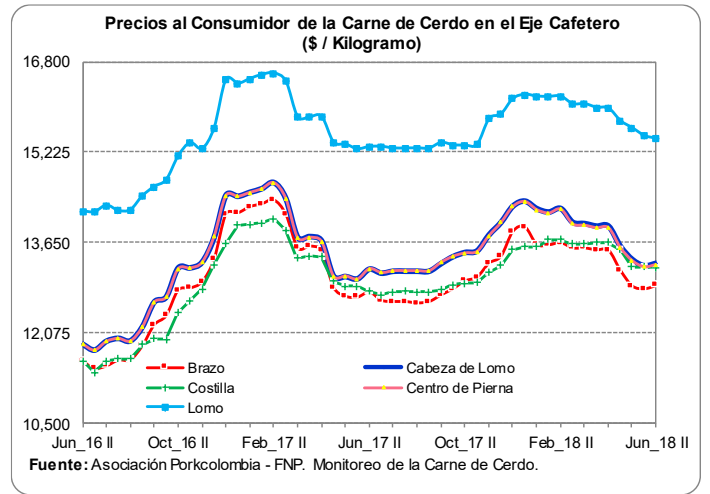
06/07/2018

Ronda de Precios # 27

MONITOREO DE PRECIOS DE LA CARNE DE CERDO AL CONSUMIDOR (\$/Kg)

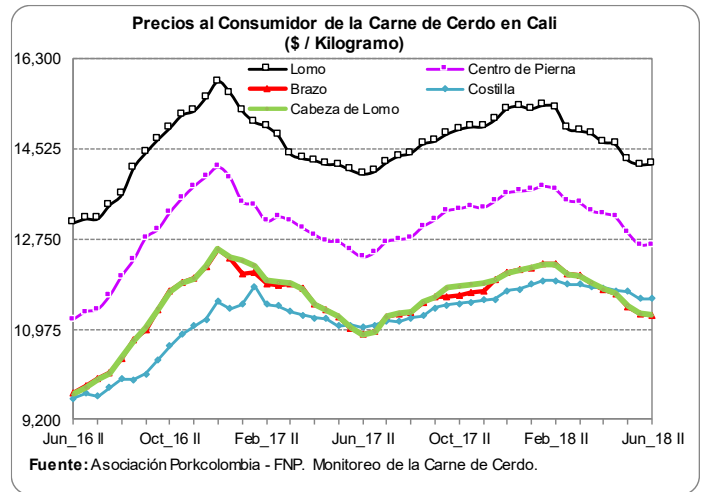
EJE CAFETERO Quincena 11: Del 01 al 15 de junio de 2018—Quincena 12: Del 16 al 30 de junio de 2018—

| Corte | Quincena 11 | Quincena 12 | Var (%) |
|-----------------------|-------------|-------------|---------|
| Cabeza de Lomo | 13,242 | 13,286 | 0.3% |
| Lomo | 15,506 | 15,457 | -0.3% |
| Chuleta | 15,506 | 15,457 | -0.3% |
| Centro de Pierna | 13,225 | 13,268 | 0.3% |
| Bola de Pierna | 13,225 | 13,268 | 0.3% |
| Bota de Pierna | 13,225 | 13,268 | 0.3% |
| Muchacho de Pierna | 13,225 | 13,268 | 0.3% |
| Lagarto de Pierna | 13,225 | 13,268 | 0.3% |
| Cadera | 13,228 | 13,286 | 0.4% |
| Tocino - Toda la piel | 3,679 | 3,679 | 0.0% |
| Tocino Barriguero | 11,944 | 11,935 | -0.1% |
| Tocino Papada | 9,602 | 9,596 | -0.1% |
| Solomito | 13,252 | 13,268 | 0.1% |
| Costilla | 13,222 | 13,218 | 0.0% |
| Codito | 4,513 | 4,486 | -0.6% |
| Pezuña | 4,513 | 4,486 | -0.6% |
| Espinazo | 8,238 | 8,179 | -0.7% |
| Brazo | 12,839 | 12,897 | 0.4% |
| Brazuelo | 12,839 | 12,897 | 0.4% |
| Ossobuco | 8,228 | 8,196 | -0.4% |



CALI Quincena 11: Del 01 al 15 de junio de 2018—Quincena 12: Del 16 al 30 de junio de 2018—

| Corte | Quincena 11 | Quincena 12 | Var (%) |
|-----------------------|-------------|-------------|---------|
| Cabeza de Lomo | 11,285 | 11,254 | -0.3% |
| Lomo | 14,223 | 14,231 | 0.1% |
| Chuleta | 12,763 | 12,772 | 0.1% |
| Centro de Pierna | 12,641 | 12,640 | 0.0% |
| Bola de Pierna | 12,781 | 12,781 | 0.0% |
| Bota de Pierna | 12,859 | 12,859 | 0.0% |
| Muchacho de Pierna | 12,761 | 12,761 | 0.0% |
| Lagarto de Pierna | 12,769 | 12,769 | 0.0% |
| Cadera | 12,782 | 12,781 | 0.0% |
| Tocino - Toda la piel | 4,581 | 4,510 | -1.5% |
| Tocino Barriguero | 11,468 | 11,468 | 0.0% |
| Tocino Papada | 7,973 | 8,014 | 0.5% |
| Tocino con costilla | 11,542 | 11,536 | -0.1% |
| Solomito | 12,813 | 12,870 | 0.4% |
| Costilla | 11,572 | 11,569 | 0.0% |
| Codito | 7,087 | 7,157 | 1.0% |
| Pezuña | 6,190 | 6,151 | -0.6% |
| Espinazo | 7,234 | 7,191 | -0.6% |
| Brazo | 11,283 | 11,251 | -0.3% |
| Brazuelo | 11,283 | 11,251 | -0.3% |
| Ossobuco | 7,908 | 7,908 | 0.0% |
| Molida - Recorte | 11,418 | 11,194 | -2.0% |
| Tiritas - Recorte | 6,392 | 6,392 | 0.0% |
| Cubitos - Recorte | 6,100 | 6,100 | 0.0% |

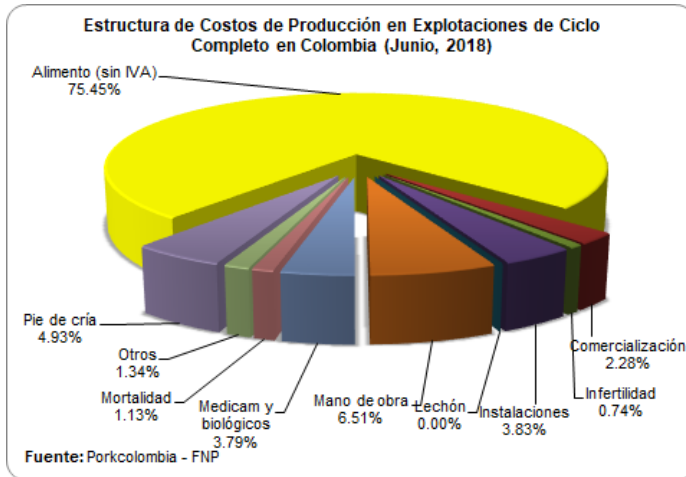


Fuente: Asociación Porkcolombia - Fondo Nacional de Porcicultura. Área Económica. Programa de Monitoreo

06/07/2018

Ronda de Precios # 27

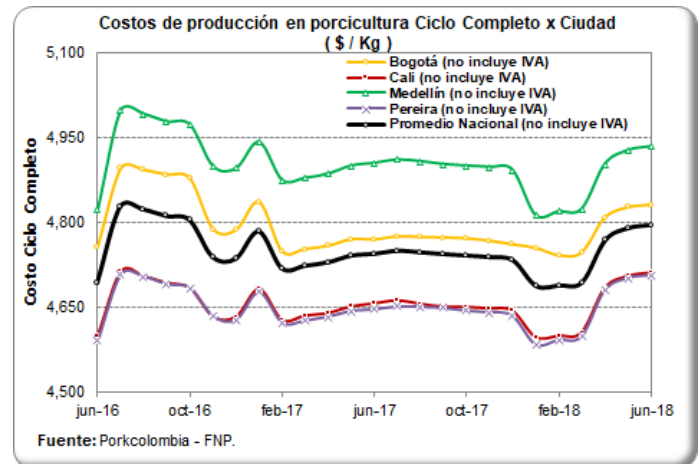
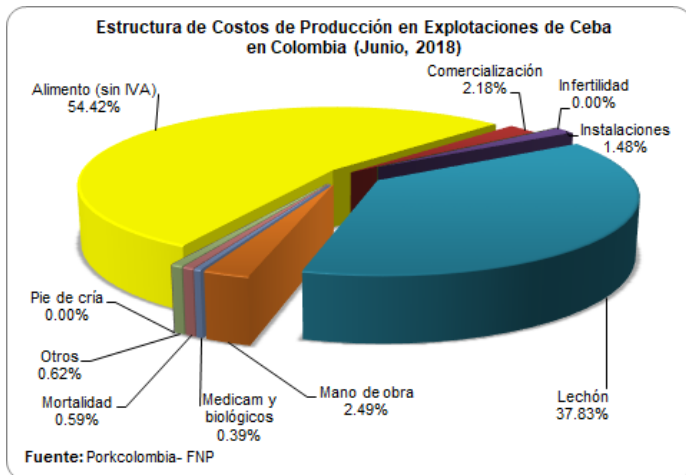
COSTOS DE PRODUCCIÓN EN PORCICULTURA



COSTO DE PRODUCCIÓN EN CICLO COMPLETO

Junio de 2018

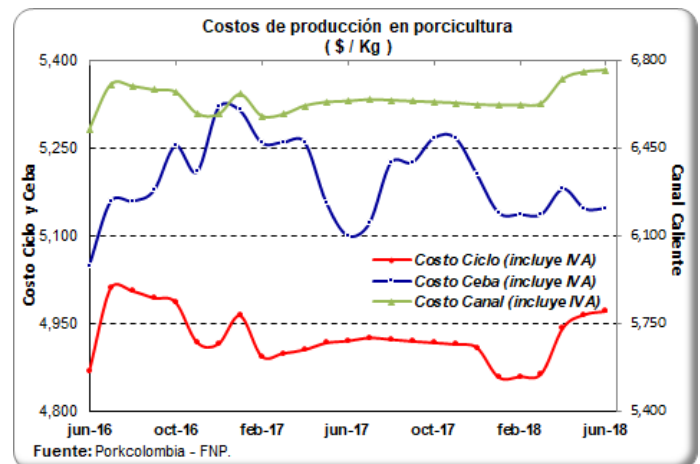
| Rubro | Valor (Pesos / Kilo) | Part (%) |
|--------------------------------|----------------------|---------------|
| Alimento (sin IVA) | 3,618.29 | 75.45 |
| Comercialización | 109.47 | 2.28 |
| Infertilidad | 35.72 | 0.74 |
| Instalaciones | 183.83 | 3.83 |
| Lechón | - | 0.00 |
| Mano de obra | 312.26 | 6.51 |
| Medicam y biológicos | 181.52 | 3.79 |
| Mortalidad | 54.07 | 1.13 |
| Otros | 64.23 | 1.34 |
| Pie de cría | 236.29 | 4.93 |
| Total (IVA no incluido) | 4,795.68 | 100.00 |
| Valor IVA pagado | 175.58 | 3.66 |



COSTOS DE PRODUCCIÓN EN PORCICULTURA

Junio de 2018

| Mes | Costo Ciclo (incluye IVA) | Costo Ceba (incluye IVA) | Costo Canal (incluye IVA) |
|---------------|---------------------------|--------------------------|---------------------------|
| jul-17 | 4,926 | 5,121 | 6,644 |
| ago-17 | 4,923 | 5,226 | 6,641 |
| sep-17 | 4,920 | 5,226 | 6,637 |
| oct-17 | 4,917 | 5,268 | 6,634 |
| nov-17 | 4,914 | 5,268 | 6,630 |
| dic-17 | 4,909 | 5,205 | 6,624 |
| ene-18 | 4,858 | 5,140 | 6,621 |
| feb-18 | 4,859 | 5,137 | 6,622 |
| mar-18 | 4,865 | 5,137 | 6,629 |
| abr-18 | 4,943 | 5,181 | 6,727 |
| may-18 | 4,966 | 5,147 | 6,754 |
| jun-18 | 4,971 | 5,147 | 6,761 |



COSTOS DE PRODUCCIÓN EN PORCICULTURA — ZONA CALI

COSTOS DE PRODUCCION PORCICULTURA REGIONALES - ZONA CALI

JUNIO DE 2018

TABLA 1. COSTO DE PRODUCCIÓN LECHÓN DESTETE Y LECHÓN EN PRECEBOS

| Rubro | Costo lechón al destete (5.5kg) | | Costo lechón a los 22.2 kg | |
|------------------------|---------------------------------|---------------|----------------------------|---------------|
| | Valor | Participación | Valor | Participación |
| Lechón | \$ 0 | 0.0% | \$ 108,559 | 62.0% |
| Alimento | \$ 47,404 | 43.7% | \$ 44,606 | 25.5% |
| Pie de cría | \$ 24,798 | 22.8% | \$ 0 | 0.0% |
| Infertilidad | \$ 3,735 | 3.4% | \$ 0 | 0.0% |
| Mano de obra | \$ 13,664 | 12.6% | \$ 6,035 | 3.4% |
| Instalaciones | \$ 7,118 | 6.6% | \$ 4,387 | 2.5% |
| Medicam y biológicos | \$ 9,712 | 8.9% | \$ 7,318 | 4.2% |
| Mortalidad | \$ 0 | 0.0% | \$ 2,776 | 1.6% |
| Comercialización | \$ 0 | 0.0% | \$ 0 | 0.0% |
| Otros | \$ 2,129 | 2.0% | \$ 1,389 | 0.8% |
| TOTAL | \$ 108,559 | 100.0% | \$ 175,070 | 100.0% |
| \$/kg producido | \$19,738 | | \$7,885 | |

El rubro alimento para todos los cálculos incluye descuentos comerciales y fletes. No incluye IVA pues asume que el productor solicita la devolución del impuesto.

TABLA 2. CIFRAS DE REFERENCIA

| | |
|-----------------------------------|----------|
| PRECIO PROMEDIO KG/PIE PERÍODO | \$4,621 |
| PRECIO PROMEDIO KG EN CANAL | \$6,335 |
| \$ / DÉCIMA DE CONVERSIÓN ENGORDE | \$10,630 |
| COSTO KG CERDO EN PIE ENGORDE | \$4,946 |
| COSTO KG CERDO EN PIE C. COMPLETO | \$4,711 |
| COSTO KG CANAL REFRIGERADA | \$6,446 |

En este recuadro se han incluido cifras de referencia para el productor: Los valores de venta por kilo en pie y en canal utilizados para los cálculos, los costos de producción de kilo en pie (para granjas de engorde y en ciclo completo) y el costo de producción por kilo de canal para ciclo completo.

TABLA 3. COSTO DE PRODUCCIÓN CERDO EN PIE PUESTO EN FRIGORÍFICO Y COSTO CANAL REFRIGERADA

| Rubro | Costo cerdo granja de engorde | | Costo cerdo granja ciclo completo | | Costo canal refrigerada | |
|------------------------|-------------------------------|---------------|-----------------------------------|---------------|-------------------------|---------------|
| | Valor | Participación | Valor | Participación | Valor | Participación |
| Lechón | \$ 199,236 | 38.4% | \$ 0 | 0.0% | \$ 0 | 0.0% |
| Alimento | \$ 279,257 | 53.8% | \$ 371,267 | 75.1% | \$ 371,267 | 68.1% |
| Pie de cría | \$ 0 | 0.0% | \$ 24,798 | 5.0% | \$ 24,798 | 4.5% |
| Infertilidad | \$ 0 | 0.0% | \$ 3,735 | 0.8% | \$ 3,735 | 0.7% |
| Mano de obra | \$ 13,091 | 2.5% | \$ 32,789 | 6.6% | \$ 32,789 | 6.0% |
| Instalaciones | \$ 7,798 | 1.5% | \$ 19,303 | 3.9% | \$ 19,303 | 3.5% |
| Medicam y biológicos | \$ 2,030 | 0.4% | \$ 19,060 | 3.9% | \$ 19,060 | 3.5% |
| Mortalidad | \$ 3,070 | 0.6% | \$ 5,604 | 1.1% | \$ 5,604 | 1.0% |
| Comercialización | \$ 11,495 | 2.2% | \$ 11,495 | 2.3% | \$ 11,495 | 2.1% |
| Transformación | \$ 0 | 0.0% | \$ 0 | 0.0% | \$ 50,826 | 9.3% |
| Otros | \$ 3,354 | 0.6% | \$ 6,640 | 1.3% | \$ 6,640 | 1.2% |
| TOTAL | \$ 519,331 | 100.0% | \$ 494,691 | 100.0% | \$ 545,517 | 100.0% |
| \$/kg producido | \$4,946 | | \$4,711 | | \$6,446 | |

Se estima el costo para quienes compran el lechón (granja de engorde), para quienes tienen los procesos de cría y engorde (granja de ciclo completo) y el costo de producción de la canal refrigerada para quienes tiene ciclo completo.

06/07/2018

Ronda de Precios # 27

COSTOS DE PRODUCCIÓN EN PORCICULTURA — ZONA CALI

ANÁLISIS DE LA CANAL

TABLA 9. COSTO UNIDAD DE CONTENIDO MAGRO (CM)

| | % | kg CM | Costo kg CM |
|---|----|-------|-------------|
| P | 40 | 33.85 | \$13,638 |
| | 41 | 34.70 | \$13,305 |
| | 42 | 35.54 | \$12,988 |
| O | 43 | 36.39 | \$12,686 |
| | 44 | 37.24 | \$12,398 |
| | 45 | 38.08 | \$12,123 |
| | 46 | 38.93 | \$11,859 |
| R | 47 | 39.78 | \$11,607 |
| | 48 | 40.62 | \$11,365 |
| | 49 | 41.47 | \$11,133 |
| | 50 | 42.31 | \$10,910 |
| U | 51 | 43.16 | \$10,696 |
| | 52 | 44.01 | \$10,491 |
| | 53 | 44.85 | \$10,293 |
| | 54 | 45.70 | \$10,102 |
| | 55 | 46.55 | \$9,918 |
| E | 56 | 47.39 | \$9,741 |
| | 57 | 48.24 | \$9,570 |
| | 58 | 49.08 | \$9,405 |
| | 59 | 49.93 | \$9,246 |
| S | 60 | 50.78 | \$9,092 |
| | 61 | 51.62 | \$8,943 |
| | 62 | 52.47 | \$8,799 |

Establece el costo de producción de un punto porcentual de contenido magro en la canal obtenida en frigorífico.

Asume que la grasa y el hueso tienen un valor = \$0

La cifra resultante no tiene significado de mercado.

SEUROP (ítem informativo) = Sistema de clasificación según contenido magro.

TABLA 10. COSTO PRODUCCIÓN CANAL EN CICLO COMPLETO

| Rubro | Valor | Participación |
|-------------------------|------------------|----------------|
| Alimento (*) | \$371,267 | 68.06% |
| Pie de cría | \$24,798 | 4.55% |
| Infertilidad | \$3,735 | 0.68% |
| Mano de obra | \$32,789 | 6.01% |
| Instalaciones | \$19,303 | 3.54% |
| Medicamentos-biológico | \$19,060 | 3.49% |
| Mortalidad | \$5,604 | 1.03% |
| Otros | \$6,640 | 1.22% |
| Flete porcinos en pie | \$9,995 | 1.83% |
| Licencias y lavado | \$1,500 | 0.27% |
| Guía de sacrificio | \$40,308 | 7.39% |
| Cuota Fomento | \$8,333 | 1.53% |
| Impuesto en frigorífico | \$2,184 | 0.40% |
| Total | \$545,517 | 100.00% |

TABLA 11. VALORACIÓN DE MERMAS

| VALORACIÓN DE MERMAS | | |
|----------------------|------|---------|
| TRANSPORTE | 2.0% | \$9,903 |
| CANAL CALIENTE | 0.5% | \$2,694 |

La tabla de valoración de mermas es de carácter informativo.

Las mermas en los cálculos están incorporadas como la menor cantidad de producto final obtenido y su reflejo en el ingreso.

TABLA 12. IVA PAGADO POR ALIMENTO

| VALOR IVA PAGADO POR CERDO | |
|----------------------------|----------|
| DESTETE | \$2,294 |
| PRECEBOS | \$2,186 |
| ENGORDE | \$13,526 |
| CICLO COMPLETO | \$18,006 |
| CANAL | \$18,006 |

La tabla del IVA pagado por alimento es de carácter informativo.

El análisis considera que un poricultor tecnificado realiza la solicitud de devolución del IVA. Si no se realiza la solicitud, el valor del IVA se traduce en aumento del costo de producción.

COSTOS DE PRODUCCIÓN EN PORCICULTURA

COSTO DE PRODUCCIÓN DE UNA CANAL PORCINA EN COLOMBIA (CICLO COMPLETO)

PARÁMETROS PRODUCTIVOS COMUNES

PERÍODO EVALUADO:

JUNIO DE 2018

| | | | |
|---------------------|-------------|-------------------|-------------|
| Lech dest / parto | 10.5 | Días en lactancia | 21 |
| Partos / hemb / año | 2.57 | Lech / hemb / año | 24.3 |

| Etapa | Peso Inicial (kg) | Peso Final (kg) | Conversión Al. | Ganancia/día (g) | Consumo (kg) | Días/Etapa |
|---------------------------|-------------------|-----------------|----------------|------------------|--------------|------------|
| Precebo | 5.5 | 22.2 | 1.36 | 398 | 22.6 | 42 |
| Levante | 22.2 | 56.0 | 2.23 | 689 | 75.4 | 49 |
| Acabado | 56.0 | 107.1 | 2.89 | 914 | 147.8 | 56 |
| Engorde | 22.2 | 107.1 | 2.63 | 809 | 223.2 | 105 |
| Destete-Mercado | 5.5 | 107.1 | 2.42 | 691 | 245.8 | 147 |
| Ciclo completo | 0.0 | 107.1 | 2.68 | 371 | 286.9 | 289 |
| Peso cerdo en frigorífico | | 105.0 | | | | |
| Peso canal fría | | 84.6 | | | | |

Se consideran parámetros promedio por etapa de granjas tecnificadas.

El peso del cerdo en pie en frigorífico y el peso de la canal refrigerada tienen descontadas las mermas

COSTOS DE PRODUCCIÓN CANAL PORCINA

PONDERADO NACIONAL

| Rubro | Costo canal refrigerada | |
|-----------------------|-------------------------|---------------|
| | Valor | Participación |
| Alimento | \$ 385,234 | 69.2% |
| Pie de cría | \$ 24,950 | 4.5% |
| Infertilidad | \$ 3,759 | 0.7% |
| Mano de obra | \$ 32,789 | 5.9% |
| Instalaciones | \$ 19,303 | 3.5% |
| Medicam. y biológicos | \$ 19,060 | 3.4% |
| Mortalidad | \$ 5,722 | 1.0% |
| Comercialización | \$ 11,495 | 2.1% |
| Transformación | \$ 47,555 | 8.5% |
| Otros | \$ 6,808 | 1.2% |
| TOTAL | \$ 556,674 | 100.0% |

06/07/2018

Ronda de Precios # 27

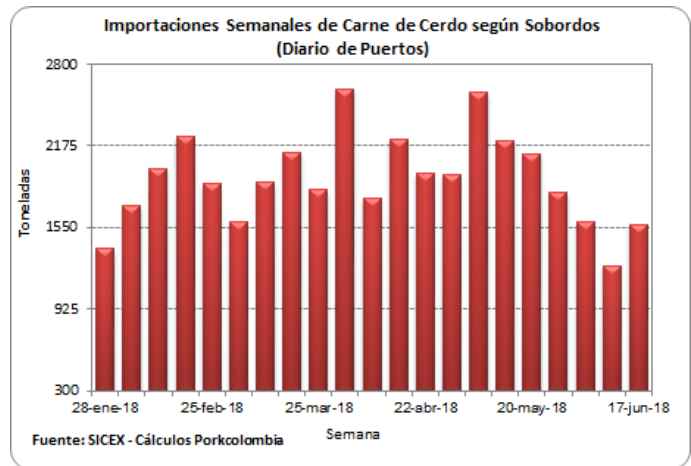
IMPORTACIONES SEMANALES DE CARNE DE CERDO SEGÚN SOBORDOS

Información consolidada en los puertos de Barranquilla, Cartagena, Buenaventura y Santa Marta.

Dado que SICEX es una plataforma de consulta online, las cifras de las ocho últimas semanas están sujetas a modificaciones por parte de la fuente.

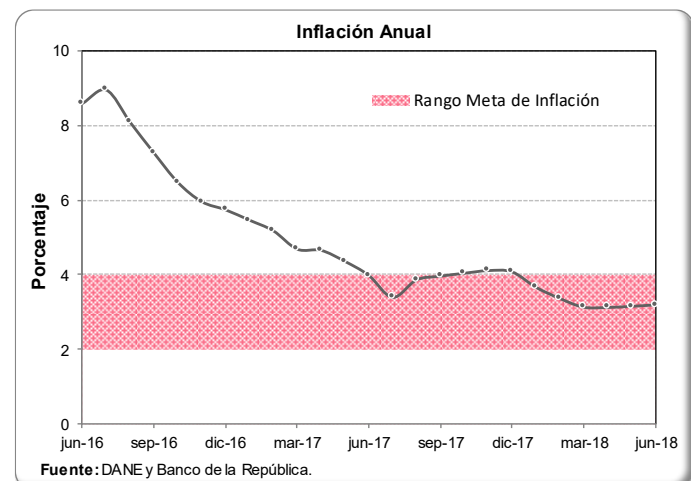
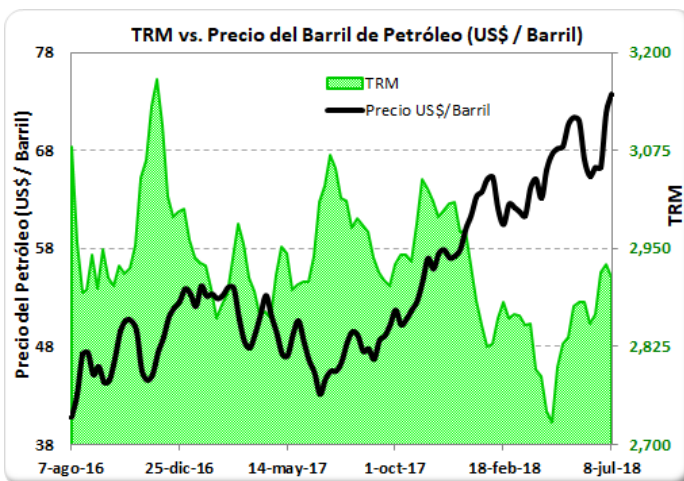
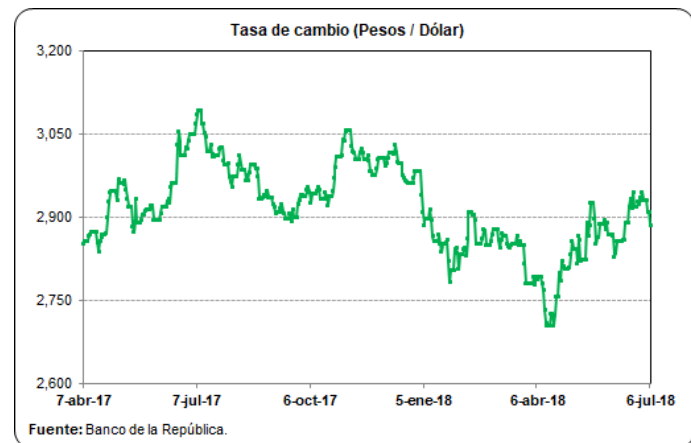
| Semana | Toneladas |
|------------------|--------------|
| 11-mar-18 | 1,894 |
| 18-mar-18 | 2,124 |
| 25-mar-18 | 1,836 |
| 1-abr-18 | 2,606 |
| 8-abr-18 | 1,779 |
| 15-abr-18 | 2,225 |
| 22-abr-18 | 1,965 |
| 29-abr-18 | 1,959 |
| 6-may-18 | 2,584 |
| 13-may-18 | 2,217 |
| 20-may-18 | 2,113 |
| 27-may-18 | 1,816 |
| 3-jun-18 | 1,596 |
| 10-jun-18 | 1,255 |
| 17-jun-18 | 1,575 |

Fuente: SICEX



TASA DE CAMBIO (US\$ / Peso Colombiano), PRECIO DEL PETRÓLEO E INFLACIÓN (IPC %)

| Fecha | Tasa de Cambio |
|-----------------|-----------------|
| 26-jun-18 | 2,927.67 |
| 27-jun-18 | 2,924.10 |
| 28-jun-18 | 2,934.91 |
| 29-jun-18 | 2,945.09 |
| 30-jun-18 | 2,930.80 |
| 1-jul-18 | 2,930.80 |
| 2-jul-18 | 2,930.80 |
| 3-jul-18 | 2,930.80 |
| 4-jul-18 | 2,909.83 |
| 5-jul-18 | 2,909.83 |
| 6-jul-18 | 2,885.53 |



06/07/2018

Ronda de Precios # 27

PRECIOS FUTUROS DE MATERIAS PRIMAS

| Contrato | Maíz* | Soya* | Torta de soya** |
|------------------|--------------|--------------|-----------------|
| jul-18 | | | |
| 27/06/2018 | 138.8 | 318.8 | 368.1 |
| 28/06/2018 | 135.8 | 316.5 | 365.3 |
| 29/06/2018 | 137.9 | 315.4 | 366.8 |
| 2/07/2018 | 132.9 | 311.8 | 363.2 |
| 3/07/2018 | 134.9 | 310.1 | 361.3 |
| 5/07/2018 | 135.2 | 307.0 | 361.8 |

| | | | |
|------------------|--|--------------|--------------|
| ago-18 | | | |
| 27/06/2018 | | 320.8 | 366.3 |
| 28/06/2018 | | 318.5 | 364.5 |
| 29/06/2018 | | 317.3 | 364.9 |
| 2/07/2018 | | 313.6 | 361.6 |
| 3/07/2018 | | 311.6 | 359.7 |
| 5/07/2018 | | 308.4 | 359.8 |

| | | | |
|------------------|--------------|--------------|--------------|
| sep-18 | | | |
| 27/06/2018 | 142.4 | 322.8 | 366.0 |
| 28/06/2018 | 139.5 | 320.6 | 365.0 |
| 29/06/2018 | 141.5 | 319.4 | 364.8 |
| 2/07/2018 | 136.6 | 315.7 | 361.3 |
| 3/07/2018 | 138.6 | 313.7 | 359.4 |
| 5/07/2018 | 138.7 | 310.5 | 359.2 |

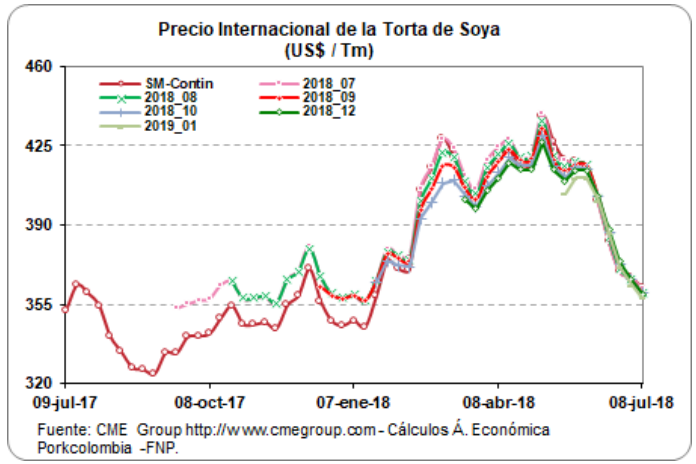
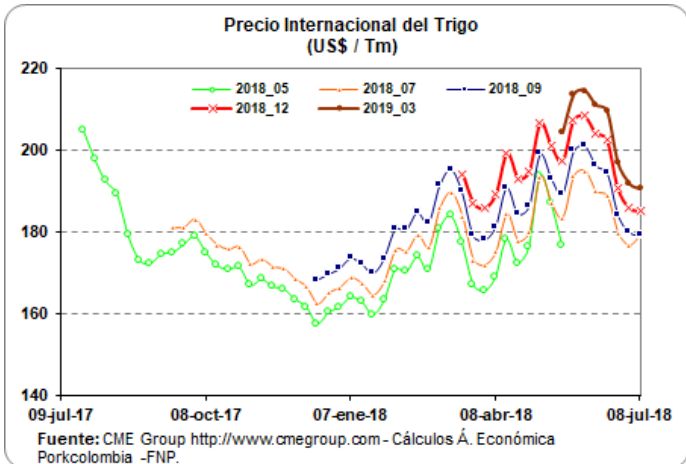
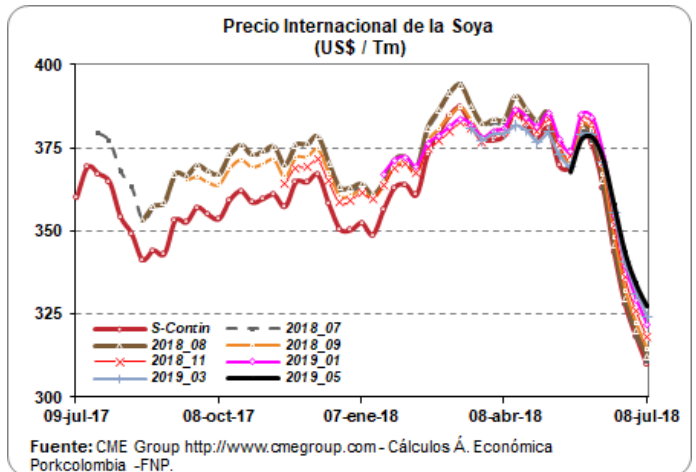
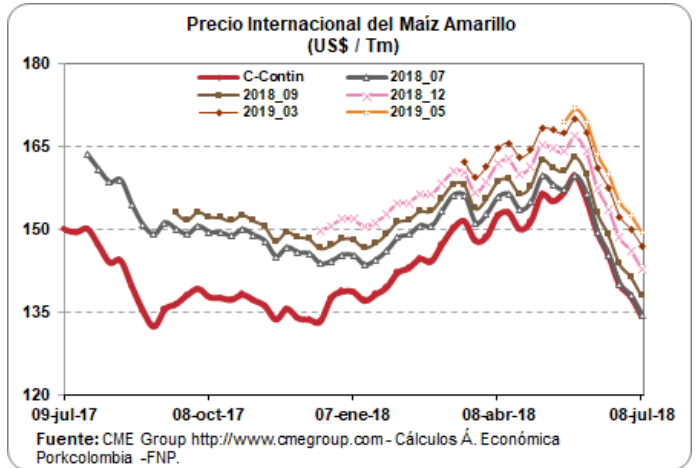
| | | | |
|------------------|--|--|--------------|
| oct-18 | | | |
| 27/06/2018 | | | 365.5 |
| 28/06/2018 | | | 365.0 |
| 29/06/2018 | | | 364.1 |
| 2/07/2018 | | | 361.2 |
| 3/07/2018 | | | 359.0 |
| 5/07/2018 | | | 358.0 |

Fuente: CME Group

Para una mejor lectura y comprensión, los precios de los contratos de materias primas se convirtieron a dólares por tonelada, tomando como referencia la tabla de de conversión del Consejo Americano de Granos (U.S. Grains Council).

*Los precios de los contratos originalmente se encuentran en centavos por bushel.

**Los precios de los ontratos originalmente se encuentran en toneladas cortas.



06/07/2018

Ronda de Precios # 27

ARANCELES VIGENTES PARA LA CARNE DE CERDO Y MATERIAS PRIMAS DEL SECTOR

| Producto | Principales Partidas | Tratado / Acuerdo | País | Periodo | Porcentaje (%) | Observación |
|----------------|------------------------|-------------------------------|-------------------------------|-----------------------------------|----------------|----------------------------------|
| Carne de Cerdo | 0203110000, 0203120000 | TLC Estados Unidos | Estados Unidos | Enero 01 / 2016 - Indefinido | 0.00 | Sobre el contingente de 6.050 Tm |
| | 0203191000, 0203192000 | TLC Canadá | Canadá | Enero 01 - Diciembre 31 / 2018 | 0.00 | |
| | 0203193000, 0203199000 | TLC Chile | Chile | Julio 01 - Julio 15 / 2018 | 0.00 | |
| | 0203210000, 0203220000 | MERCOSUR | Argentina | Julio 01 - Julio 15 / 2018 | 0.00 | |
| | 0203291000, 0203292000 | | Brasil | Julio 01 - Julio 15 / 2018 | 0.00 | |
| | 0203293000, 0203299000 | Comunidad Andina | Bolivia | Octubre 1 / 1992 - Indefinido | 0.00 | |
| | | Ecuador | Octubre 1 / 1992 - Indefinido | 0.00 | | |
| | | Perú | Enero 1 / 2006 - Indefinido | 0.00 | | |
| | | <i>Arancel Variable SAFF</i> | | <i>Julio 01 - Julio 15 / 2018</i> | 20.00 | Naciones Terceras |
| Maíz Amarillo | 1005.90.11.00 | TLC Estados Unidos | Estados Unidos | Enero 01 - Diciembre 31 / 2018 | 10.40 | Contingente agotado |
| | | TLC Canadá | Canadá | Julio 01 - Julio 15 / 2018 | 22.00 | |
| | | MERCOSUR | Argentina | Julio 01 - Julio 15 / 2018 | 15.00 | |
| | | | Brasil | Julio 01 - Julio 15 / 2018 | 15.00 | |
| | | | Paraguay | Julio 01 - Julio 15 / 2018 | 15.00 | |
| | | Comunidad Andina | Bolivia | Octubre 1 / 1992 - Indefinido | 0.00 | |
| | Ecuador | Octubre 1 / 1992 - Indefinido | 0.00 | | | |
| | Perú | Enero 1 / 2006 - Indefinido | 0.00 | | | |
| | | <i>Arancel Variable SAFF</i> | | <i>Julio 01 - Julio 15 / 2018</i> | 30.00 | Naciones Terceras |
| Soya | 1201.90.00.00 | TLC Estados Unidos | Estados Unidos | Mayo 15 / 2012 - Indefinido | 0.00 | Naciones Terceras |
| | | TLC Canadá | Canadá | Julio 01 - Julio 15 / 2018 | 15.20 | |
| | | TLC Chile | Chile | Julio 01 - Julio 15 / 2018 | 11.00 | |
| | | MERCOSUR | Argentina | Julio 01 - Julio 15 / 2018 | 11.00 | |
| | | | Brasil | Julio 01 - Julio 15 / 2018 | 11.00 | |
| | | | Paraguay | Julio 01 - Julio 15 / 2018 | 11.00 | |
| | Comunidad Andina | Bolivia | Octubre 1 / 1992 - Indefinido | 0.00 | | |
| | Ecuador | Octubre 1 / 1992 - Indefinido | 0.00 | | | |
| | Perú | Enero 1 / 2006 - Indefinido | 0.00 | | | |
| | | <i>Arancel Variable SAFF</i> | | <i>Julio 01 - Julio 15 / 2018</i> | 26.00 | Naciones Terceras |
| Torta de Soya | 2304.00.00.00 | TLC Estados Unidos | Estados Unidos | Mayo 15 / 2012 - Indefinido | 0.00 | Naciones Terceras |
| | | TLC Canadá | Canadá | Julio 01 - Julio 15 / 2018 | 15.20 | |
| | | TLC Chile | Chile | Julio 01 - Julio 15 / 2018 | 11.00 | |
| | | MERCOSUR | Argentina | Julio 01 - Julio 15 / 2018 | 11.00 | |
| | | | Brasil | Julio 01 - Julio 15 / 2018 | 11.00 | |
| | | | Paraguay | Julio 01 - Julio 15 / 2018 | 11.00 | |
| | CAN | Bolivia | Octubre 1 / 1992 - Indefinido | 0.00 | | |
| | Ecuador | Octubre 1 / 1992 - Indefinido | 0.00 | | | |
| | Perú | Enero 1 / 2006 - Indefinido | 0.00 | | | |

Fuente: DIAN - Legiscomex.

